

# RUKUM SALLE AIRPORT



## Brief Description

Salle Airport is situated at Musikot Municipality of West Rukum District, Karnali Province. This airport is air-linked with Nepalgunj and Kathmandu.

## General Information

Name	SALLE	
Location Indicator	VNSL	
IATA Code	RUK	
Aerodrome Reference Code	1B	
Aerodrome Reference Point	283814 N/0822658 E	
Province/District	Karnali/West Rukum	
Distance and Direction from City	Near Musikot Bazaar	
Elevation	1580 m./5184 ft.	
Contact	Off: 977-88680354 Tower: 977-88680354 AFS: VNSLYDYX Email: <a href="mailto:salle_cao@caanepal.gov.np">salle_cao@caanepal.gov.np</a>	
Operation Hours	Nov 1 <sup>st</sup> to Jan 30 <sup>th</sup> (Kartik 16 <sup>th</sup> to Magh 15 <sup>th</sup> )	1000LT-1600LT
	Feb 1 <sup>st</sup> to Oct 30 <sup>th</sup> (Magh 16 <sup>th</sup> to Kartik 15 <sup>th</sup> )	1000LT-1700LT

Status	In Operation
Year of start of operation	2051 B.S.
Serviceability	All Weather
Land	Approx. 68628.06m <sup>2</sup>
Re-fueling facility	Not Available
Service	AFIS
Type of Traffic Permitted	Visual Flight Rules (VFR)
Type of Aircraft	D228, DHC6, L410, Y12
Schedule Operating Airlines	Nepal Airlines
Schedule Connectivity	Kathmandu, Nepalgunj
RFF	Not Available

### Infrastructure Condition

#### Airside

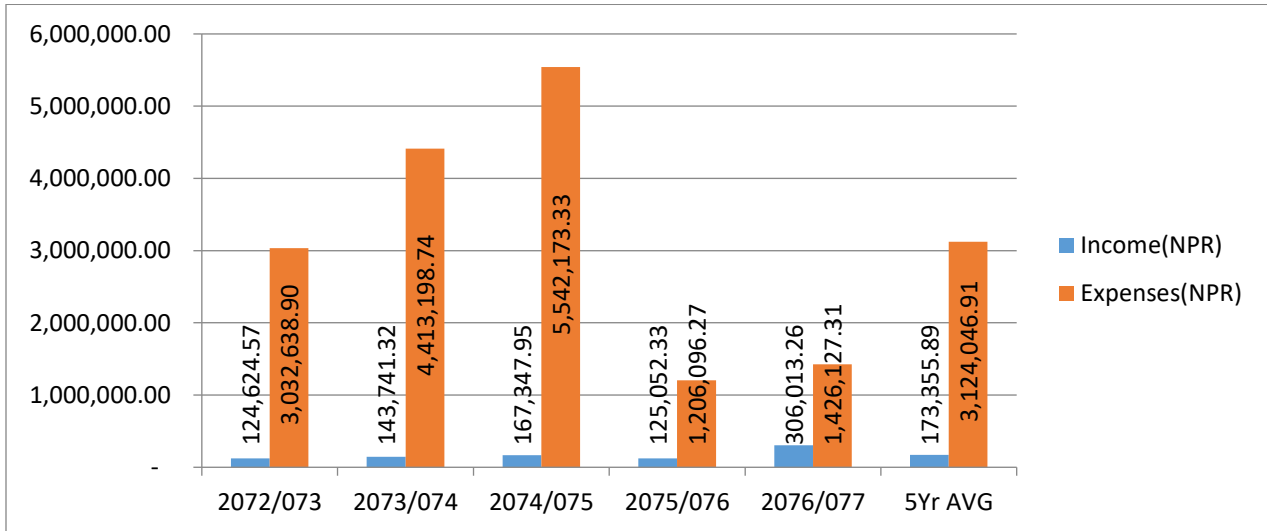
Runway	Type of surface	Bituminous Paved (Asphalt Concrete) Surface
	Runway Dimension	580 m x 20 m
	Runway Designation	16/34
Parking Capacity	3, DHC6 Type Aircraft	
Size of Apron	3200 sq.m.	
Apron Type	Asphalt Concrete	

#### Airport Facilities

<b>Console</b>	One Man Position Tower Console with Associated Equipment and Accessories	
<b>Communication, Navigation &amp; Surveillance Systems</b>		
	Communication	HF SSB, VHF
<b>Security and Facilitations</b>		
	Hand Held Metal Detector	Yes
<b>Meteorological Services</b>		Tower Observation
<b>Electro-Mechanical Facilities</b>		
	Power Supply	Yes (Single Phase Supply)
	Stand -by-supply	Solar, Inverter

### Financial Overview (Income & Expenditure)

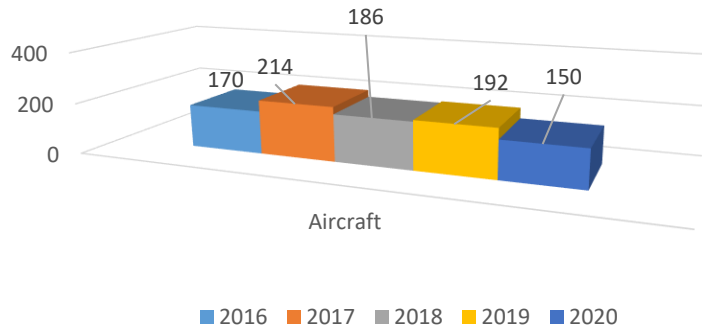
Fiscal Year	Income(NPR)	Expenses(NPR)
2072/073	124,624.57	3,032,638.90
2073/074	143,741.32	4,413,198.74
2074/075	167,347.95	5,542,173.33
2075/076	125,052.33	1,206,096.27
2076/077	306,013.26	1,426,127.31
5Yr AVG	173,355.89	3,124,046.91



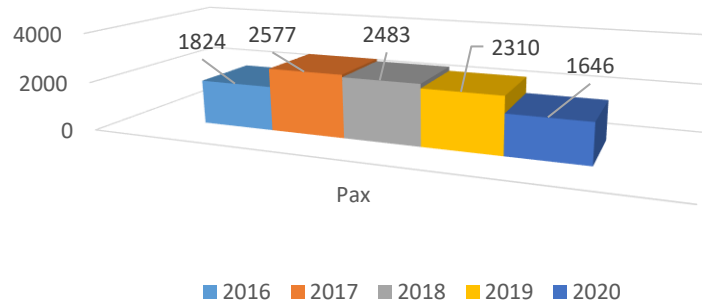
Note: Expenses do not include Staff Expenses and Expenses Directly incurred by Head Office.

## Salle Flight Movement Comparison 2016-2020

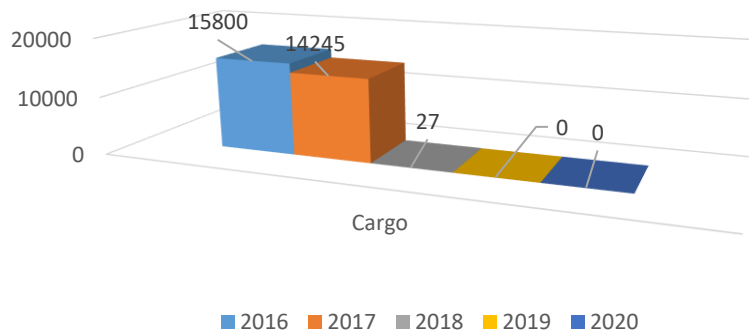
### Aircraft Movement



### Pax Movement



### Cargo Movement ( In KGs)



\* Data 2020 (upto November)

Profile Edited on: 30 December, 2020